


# JAUNESNIUJŲ SKAUTŲ IR SKAUČIŲ

## III PATYRIMO LAIPSNIS



## PROGRAMA NOTES

Version 1  
September  
2006

### CONTENTS

1. THE PROGRAMA .....	4
2. LITHUANIAN HISTORY .....	6
3. GEOGRAPHY .....	7
4. SPIRITUALITY OF SCOUTING .....	9
5. SCOUTING THEORY .....	9
6. GENERAL .....	14
7. PRACTICAL SCOUTING .....	14





# 1. THE PROGRAMA

## III Patyrimo Laipsnis

3<sup>rd</sup> Level: 1<sup>st</sup> stripe

(Jaunesniųjų Skautų ir Skaučių kandidatų programa)

To give your įžodis, you must be at least 6 years and 8 months old, and must have completed this programa.

1. Lithuanian History
  - a. Able to draw the Lithuanian flag and know what the colours represented.
  - b. Able to draw:
    - i. Gedimino stulpai
    - ii. Vyčių Kryžius
  - c. Knows the Lithuanian emblem - Vytis
  - d. Knows the first verse of the Lithuanian anthem and what it means
2. Geography
  - a. Can find Lithuania on the world map
  - b. Knows the Capital of Lithuania
3. Spirituality of Scouting
  - a. Has composed a prayer and said it in front of the Tuntas
  - b. Knows Ateina Naktis
4. Scouting Theory
  - a. Knows the Paukštyčiu (Kregždutė) or Vilkiuku (Vilkas) symbols and can draw them
  - b. Knows the young scouts oath (įžodis) (memorized in Lithuanian).
  - c. Knows the two young scouts laws (įstatus)
  - d. Knows the scouts Šukį
  - e. Knows the scouts greeting
  - f. Knows how to salute (mažioji and didžioji)
  - g. Knows how the scouts uniform looks and what the different badges mean
  - h. Knows how to fold and put on a tie
  - i. Knows what the knots on the ties mean
  - j. Can tie a gerasis mazgas
  - k. Knows the whistle commands for: Dismissed, Attention and Gather up
  - l. Knows the commands: Ramiai, Laisvai and ligiuot
5. General
  - a. Knows their name address and telephone number
  - b. Knows emergency telephone number
  - c. Knows how to set a table
  - d. Knows how to sew on a button
  - e. Knows one laužas song
6. Practical Scouting
  - a. No camping experience required
  - b. Must be able to dress and tie shoe laces with minimal supervision

- c. Must be able to maintain personal hygiene (with minimal supervision):
  - i. Toilet
  - ii. Showering
  - iii. Teeth
  - iv. Hair

You must memorise and know how to say the įžodis (in Lithuanian) to be able to give your įžodis and get your tie.

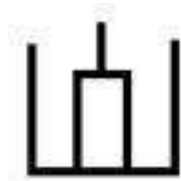
# 1. LITHUANIAN HISTORY

- a. Able to draw the Lithuanian flag and know what the colours represented.

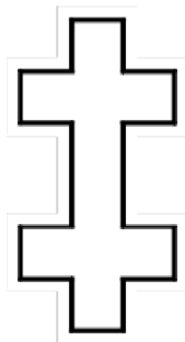


Lithuanian's flag colours are based on the country's traditional national dress - the yellow stripe represents the sun, Lithuania's fields of wheat and prosperity; the green symbolizes the country's forests, flora and hope; and the red stands for the blood spilt for independence, courage and the people's love for Lithuania.

- b. Able to draw:  
i. Gedimino stulpai



- ii. Vyčių Kryžius



- c. Knows the Lithuanian emblem – Vytis



- d. Knows the first verse of the Lithuanian anthem and what it means

Lietuva, t-vyne mūsu,  
Tu didvyriu žeme,  
Iš praeities Tavo sūnūs Te  
stiprybę semia.

Translation:

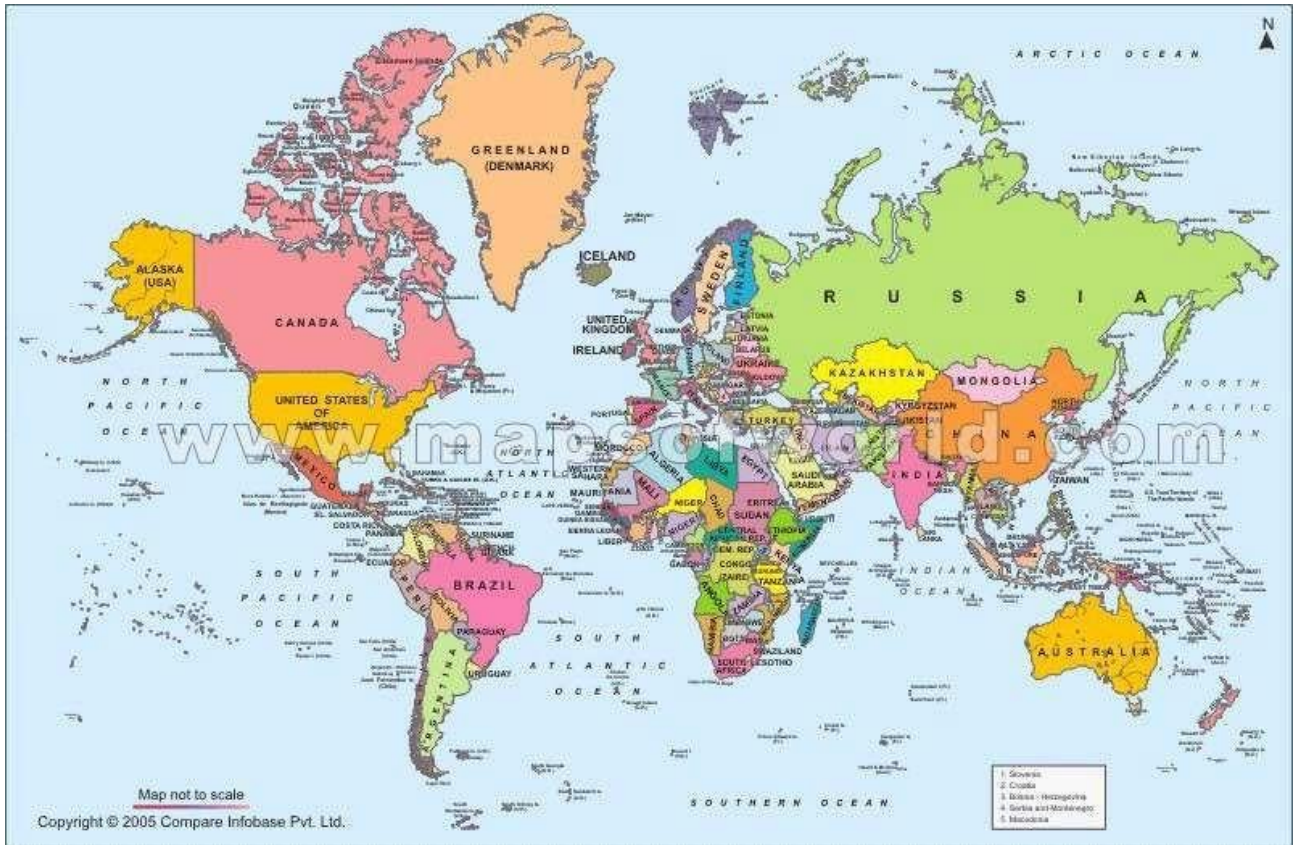
Lithuania, my homeland, land of heroes.  
Let your sons draw strength from the past.

The Mano Programa website, Dainorelis section has the words, translations and even a sound clip so you can listen and sing along to the himnas:

<http://www.manoprograma.com/Dainorelis.htm>

## 2. GEOGRAPHY

- a. Can find Lithuania on the world map



b. Knows the Capital of Lithuania  
The capital of Lithuania is Vilnius.



### 3. SPIRITUALITY OF SCOUTING

#### a. Has composed a prayer and said it in front of the Tuntas

The young scout needs to write a prayer about anything they wish. It does not need to be very long – just from the heart.

They will read it out at the sueiga where they are giving their įžodis.

#### b. Knows Ateina Naktis

ATEINA NAKTIS

TRANSLATION

Ateina naktis,  
Saul÷ jau nuslinko  
Nuo kalnų,  
Nuo miškų,  
Nuo laukų.  
- Saldžių sapnų! Užmiki.  
Dievs yr čia!

The night has come  
The sun has set  
From the hills and the forests  
From all the land  
Sweet dreams, got to sleep  
God is here.

The Mano Programa website, Dainorelis section has the words, translations and even a sound clip of Ateina Naktis, so you can listen and sing along to it:


<http://www.manoprograma.com/Dainorelis.htm>

### 4. SCOUTING THEORY

#### a. Knows the Paukštyčiu (Kregždut÷) or Vilkiuku (Vilkas) symbols and can draw them



The young boy scouts (vilkiukai) symbol is the vilkiukas.



The young girl scouts (paukštytė) symbol is the kregždutė.

b. Knows the young scouts oath (įžodis) (memorized in Lithuanian).

Įžodis

Boys:

"Aš pasižadu stengtis mylėti Dievą, Tėvynę, vykdyti jaunesniųjų skautų įstatus ir kasdien padaryti gerą darbėlį."

Girls:

"Aš pasižadu stengtis mylėti Dievą, Tėvynę, vykdyti jaunesniųjų skaučių įstatus ir kasdien padaryti gerą darbėlį."

Meaning:

I promise to try and love God, my Country, to follow the young scout laws and to do a good deed every day.

c. Knows the two young scouts laws (įstatus)

Boys:

1. Jaunesniosis skautas klauso vadovo.
2. Jaunesniosis skautas stengiasis būti geras.

Girls:

1. Jaunesnioji skautė klauso vadovės.
2. Jaunesnioji skautė stengiasi būti gera.

Meaning:

1. A young scout listens to their leader. 2.

A young scout tries to be good.

d. Knows the scouts Šukj

Dievui, Tėvynei ir Artimui!

God, Country and Neighbour

e. Knows the scouts greeting

Budėk! Vis budžiu!

Be prepared! I am always prepared!

f. Knows how to salute (mažioji and didžioji)

Mažuojas Saliutas



Scout salute. With either 2 or 3 fingers on the right hand. Vyčiai with lazdas. The salute with fingers symbolises the ideals given at the Įžodis ie to honour God, Country and ourselves.

Used for honouring the flag, during the singing of the hymn, as a greeting, to honour important guests or elders.

Didžiojas Saliutas




The salute given at įžodžiai with arms at 45 degrees.

Used during įžodžiai.

- g. Knows how the scouts uniform looks and what the different badges mean

Scout uniform



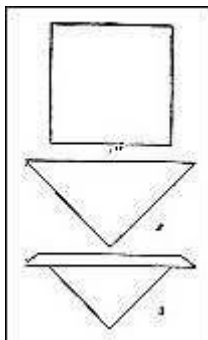
Boys:

The boys' scout uniform consists of a short-sleeved khaki scout shirt, navy shorts, khaki knee socks and black or brown lace-up shoes. The Lithuanian Flag is worn above the right pocket and a skydele is worn on the left sleeve.

Girls

The girls' scout uniform is exactly the same as the boys, but girls wear a navy skirt instead of navy shorts.

- h. Knows how to fold and put on a tie



Method of folding the Scout Neckerchief.  
the number of cross-folds--if any--governed  
by the size of the Scout, in order to assure  
smooth set at back. The half-neckerchief, when used,  
takes the same folds.

To tie a scouts tie a half-windsor know is used. Instructions for tying it are:

**How to tie a Half Windsor Knot?**



1. Start with wide end of the tie on your right and extending a foot below narrow end.



2. Cross wide end over narrow and turn back underneath.



3. Bring up and turn down through loop.



4. Pass wide end around front from left to right.



5. Then up through loop...



6. And down through know in front. Tighten carefully and draw up to collar.

i. Knows what the knots on the ties mean

Knots in the Tie

Each end of our scout tie has a knot on it.

The first one, is the Tėvynės Ilgesio Mazgas. This means “longing for the homeland” and represents a love for our country. When Lithuania was not free, this represented a desire to return once our homeland was free.

The second knot is the Gerojo Darbelio Mazgas. This means “good deed” and is a reminder to scouts to do a good deed each day.

j. Can tie a gerasis mazgas




A gerasis mazgas is called a reef knot in English and a square knot by the Americans.



The following will link you to a video that shows how to tie this knot:

[http://www.videos.sailingcourse.com/square\\_knot.htm](http://www.videos.sailingcourse.com/square_knot.htm)

- k. Knows the whistle commands for: Dismissed, Attention and gather up

	ramiai, dėmesio	attention - one long whistle blow
	prie manęs	gather up - a series of short whistle blows
	išsiskirstyti	dismissed - a series of long whistle blows

- l. Knows the commands: Ramiai, Laisvai and ligiuot

RAMIAI Stand at attention.  
Hands by your side, eyes forward, feet at a slight V.

LAISVAI At ease  
After call is given a small step to the side with the left leg and hands go behind the back in one motion.

LIGIUOT Turn your head to the right and line up straight.

## 5. GENERAL

- Knows their name address and telephone number
- Knows emergency telephone number
- Knows how to set a table
- Knows how to sew on a button
- Knows one laužas song.  
Check out our online dainorelis:

<http://www.manoprograma.com/Dainorelis.htm>

## 6. PRACTICAL SCOUTING

- No camping experience required
- Must be able to dress and tie shoe laces with minimal supervision
- Must be able to maintain personal hygiene (with minimal supervision):
  - Toilet
  - Showering
  - Teeth
  - Hair

